

Format of holding of specified securities

1. Name of Listed Entity: JAI BALAJI INDUSTRIES LTD. (CIN:L27102WB1999PLC089755)
2. Scrip Code/Name of Scrip: BSE- 532976: NSE-JAIBALAJI, CSE: 10020253 Class of Security: Equity
3. Share Holding Pattern Filed under : Reg. 31(1)(a)/Reg. 31(1)(b)/Reg. 31(1)(c)
- a. If under 31 (1)(b) then indicate the report for Quarter ending: 30/06/2017
- b. If under 31(1)(c) then indicate date of allotment/extinguishment

4. **Declaration** : The Listed entity is required to submit the following declaration to the extent of submission of information:-

	Particulars	Yes*	No*
1	Whether the Listed Entity has issued any partly paid up shares?	Yes	
2	Whether the Listed Entity has issued any Convertible Securities or Warrants?		No
3	Whether the Listed Entity has any shares against which depository receipts are issued?		No
4	Whether the Listed Entity has any shares in Locked-in?	Yes	
5	Whether any shares held by promoters are pledge or otherwise encumbered?	Yes	

* If the Listed Entity selects the option 'No' for the questions above, the column for the partly paid up shares, Outstanding Convertible Securities/Warrants, depository receipts, locked-in shares, No of shares pledged or otherwise encumbered by promoters, as applicable, shall not be displayed at the time of dissemination on the Stock Exchange website. Also wherever there is 'No' declared by Listed Entity in above table the values will be considered as 'Zero' by default on submission of the format of holding of specified securities.

5. The tabular format for disclosure of holding of specified securities is as follows:-



Table I - Summary Statement holding of specified securities as on 30/06/2017

Annexure - Statement of Voting Rights of Special Securities as on 30.09.2017																		
Category (I)	Category of shareholder (II)	Nos. of shareholders (III)	No. of fully paid up equity shares held (IV)	No. of Partly paid-up equity shares held (V)	No. of shares underlying Depository Receipts (VI)	Total nos. shares held (VII)=(IV)+(V)+(VI)	Shareholding as a % of total no. of shares (calculated as per SCRR, 1957) (VIII) As a % of (A+B+C2)	Number of Voting Rights held in each class of securities (IX)				No of shares Underlying outstanding convertible securities (including Warrants) (X)	Shareholding as a % assuming full conversion of convertible securities (as a percentage of diluted share capital) (XI)=(VII)+(X) As a % of (A+B+C2)	Number of Locked in shares (XII)		Number of shares pledged or otherwise encumbered (XIII)		Number of equity shares held in dematerialized form (XIV)
								No of Voting Rights			Total as a % of (A+B+C)			No. (a)	As a % of total shares held (b)	No. (a)	As a % of total shares held (b)	
								Class eg:x	Class eg:y	Total								
(A)	Promoter & Promoter group	16	56198496	0	0	56198496	60.5708	56198496	0	56198496	60.5758	0	58.3054	12500000	22.2426	30782233	54.7741	56198496
(B)	Public	9191	36575290	7700	0	36582990	39.4292	36575290	0	36575290	39.4242	3605000	41.6946	6500000	17.7678	NA		30076554
(C)	Non Promoter - Non Public															NA		
(C1)	Shares underlying DRs						NA									NA		
(C2)	Shares held by Employee Trusts															NA		
	Total	9207	92773786	7700	0	92781486	100.0000	92773786	0	92773786	100.0000	3605000	100.0000	19000000				86275050




Table II - Statement Showing shareholding pattern of the Promoter and Promoter Group as on 30/06/2017

Table II - Statement Showing shareholding pattern of the Promoter and Promoter Group as on 30/06/2017																				
(1)	Category & Name of the Shareholders (I)	PAN	(II)	Nos. of sharehold ers (III)	No. of fully paid up equity shares held (IV)	Partly paid-up equity shares held (V)	Nos of shares underlying Depository Receipts (VI)	Total nos. shares held (VII)=(IV)+(V)+(VI)	Sharehold ing % calculated as per SCRR, 1957) As a % of (A+B+C2) (VIII)	Number of Voting Rights held in each class of securities (IX)			No of shares Underlying outstanding convertible securities (including Warrants) (X)	Shareholdin g as a % assuming full conversion of convertible securities (as a percentage of diluted share capital) (XI)=(VII)+(X) As a % of A+B+C2)	Number of Locked in shares (XII)		Number of shares pledged or otherwise encumbered (XIII)		Number of equity shares held in demateriali zed form (XIV)	
										No of Voting Rights					No. (a)	As a % of total shares held (b)	No. (a)	As a % of total shares held (b)		
										Class x	Class y	Total								
(a)	Individuals/Hindu undivided Family			12	10407773	0	0	10407773	11.2175	10407773	0	10407773	11.2184	0	10.7980	0	0.0000	7588000	72.9070	10407773
	ADITYA JAJODIA	ACYPJ5228P		1	3674576	0	0	3674576	3.9605	3674576	0	3674576	3.9608	0	3.8123	0	0.0000	3075000	83.6831	3674576
	SANJIV JAJODIA	ACHPJ8297P		1	2649433	0	0	2649433	2.8556	2649433	0	2649433	2.8558	0	2.7488	0	0.0000	2640000	99.6440	2649433
	RAJIV JAJODIA	ACHPJ8296N		1	1568333	0	0	1568333	1.6904	1568333	0	1568333	1.6905	0	1.6271	0	0.0000	1550000	98.8311	1568333
	AASHISH JAJODIA	ACTPJ8242L		1	794366	0	0	794366	0.8562	794366	0	794366	0.8562	0	0.8241	0	0.0000	323000	40.6614	794366
	PREETI JAJODIA	AICPJ8468P		1	435301	0	0	435301	0.4692	435301	0	435301	0.4692	0	0.4516	0	0.0000	0	0.0000	435301
	SANGEETA JAJODIA	AEIPJ5651A		1	293333	0	0	293333	0.3162	293333	0	293333	0.3162	0	0.3043	0	0.0000	0	0.0000	293333
	DEVENDRA PRASAD JAJODIA	ACLPJ0337L		1	260000	0	0	260000	0.2802	260000	0	260000	0.2803	0	0.2697	0	0.0000	0	0.0000	260000
	SEEMA JAJODIA	ACOPJ2570J		1	218833	0	0	218833	0.2359	218833	0	218833	0.2359	0	0.2270	0	0.0000	0	0.0000	218833
	RINA JAJODIA	ADKPJ8433B		1	163666	0	0	163666	0.1764	163666	0	163666	0.1764	0	0.1698	0	0.0000	0	0.0000	163666
	KANCHAN JAJODIA	ACEPJ0793M		1	134383	0	0	134383	0.1448	134383	0	134383	0.1449	0	0.1394	0	0.0000	0	0.0000	134383
	GAURAV JAJODIA	AEFPJ9866G		1	119666	0	0	119666	0.1290	119666	0	119666	0.1290	0	0.1242	0	0.0000	0	0.0000	119666
	SHASHI DEVI JAJODIA	AEIPJ5650B		1	95883	0	0	95883	0.1033	95883	0	95883	0.1034	0	0.0995	0	0.0000	0	0.0000	95883
(b)	Central Government/State Government(s)																			
(c)	Financial Institutions/Banks																			
(d)	Any Other (specify)																			
	Bodies Corporate			4	45790723	0	0	45790723	49.3533	45790723	0	45790723	49.3574	0	47.5074	12500000	27.2981	23194233	50.6527	45790723
	Jai Salasar Balaji Industries* Private Limited	AAACJ6970D		1	25115157	0	0	25115157	27.0691	25115157	0	25115157	27.0714	0	26.0567	12500000	49.7707	25190000	10.0298	25115157
	Enfield Suppliers Limited	AAACE5617N		1	11221233	0	0	11221233	12.0943	11221233	0	11221233	12.0953	0	11.6419	0	0.0000	11221233	100.0000	11221233
	Hari Management Limited	AABCH3030R		1	7044000	0	0	7044000	7.5920	7044000	0	7044000	7.5927	0	7.3081	0	0.0000	7044000	100.0000	7044000
	K.D.Jajodia Steel Industries Private Limited	AABCK3919N		1	2410333	0	0	2410333	2.5979	2410333	0	2410333	2.5981	0	2.5007	0	0.0000	2410000	99.9862	2410333
	Sub Total			16	56198496	0	0	56198496	60.5708	56198496	0	56198496	60.5758	0	58.3054	12500000	22.2426	30782233	54.7741	56198496
(2)	Foreign																			
(a)	Individuals (Non-Resident Individuals/Foreign Individuals)																			
(b)	Government																			
(c)	Institutions																			
(d)	Foreign Portfolio Investor																			
(e)	Any Other (specify)																			
	Sub Total			0	0	0	0	0	0.0000	0	0	0	0.0000	0	0.0000	0	0.0000	0	0.0000	0
	Total Shareholding of Promoter and Promoter Group (A)=(1)+(2)			16	56198496	0	0	56198496	60.5708	56198496	0	56198496	60.5758	0	58.3054	12500000	22.2426	30782233	54.7741	56198496
*Shri Jaikapish Steel Private Limited (transferor Company 1) and Shri Sankatmochan Steel Private Limited (transferor Company 2) have been amalgamated with Jai Salasar Balaji Industries Private Limited (transferee Company), effective from 12th May, 2017, thus the shares of the Company held by the transferor Companies have been consolidated with the shares of the transferee Company. Transfer of shares of transferor Companies to DP Account of transferee Company is in the process.																				





Table III - Statement Showing shareholding pattern of the Public shareholder as on 30/06/2017

Table III - Statement Showing shareholding pattern of the Public shareholder as on 30/06/2017																			
(1)	Category & Name of the Shareholders (I)	PAN (II)	Nos. of shareholders (III)	No. of fully paid up equity shares held (IV)	Partly paid-up equity shares held (V)	Nos. of shares underlying Depository Receipts (VI)	Total nos. shares held (VII)=(IV)+(V)+(VI)	Shareholding % calculated as per SCRR, 1957) As a % of (A+B+C2) (VIII)	Number of Voting Rights held in each class of securities (IX)			No of shares Underlying outstanding convertible securities (including Warrants) (X)	Shareholding as a % assuming full conversion of convertible securities (as a percentage of diluted share capital) (XI)=(VII)+(X) As a % of A+B+C2)	Number of Locked in shares (XII)		Number of shares pledged or otherwise encumbered (XIII)		Number of equity shares held in dematerialized form (XIV)	
									No of Voting Rights					No. (a)	As a % of total shares held (b)	No. (Not applicable) (a)	As a % of total shares held (Not applicable) (b)		
									Class x	Class y	Total								
(a)	Mutual Funds / UTI																		
(b)	Venture Capital Funds																		
(c)	Alternate Investment Funds																		
(d)	Foreign Venture Capital Investors																		
	Foreign Portfolio Investors		3	3118100	0	0	3118100	3.3607	3118100	0	3118100	3.3610	0	3.2350	0	0.0000	NA	3118100	
	GMO EMERGING MARKETS FUND, A SERIES OF GMO TRUST	AAATG3065D	1	3022460	0	0	3022460	3.2576	3022460	0	3022460	3.2579	0	3.1358	0	0.0000	NA	3022460	
(f)	Financial Institutions / Banks																		
(g)	Insurance Companies																		
(h)	Provident Funds / Pension Funds																		
(i)	Any Other (specify)																		
	Sub Total		3	3118100	0	0	3118100	3.3607	3118100	0	3118100	3.3610	0	3.2350	0	0.0000	NA	3118100	
(2)	Central Government / State Government(s) / President of India																		
(3)	Non-Institutions																		
(a)	Individuals-																		
	i. Individual shareholders holding nominal share capital upto Rs.2 lakhs		8700	4238955	5200	0	4244155	4.5744	4238955	0	4238955	4.5691	0	4.4033	0	0.0000	NA	4237719	
	ii. Individual shareholders holding nominal share capital in excess of Rs.2 lakhs		74	15645170	0	0	15645170	16.8624	15645170	0	15645170	16.8638	0	16.2317	6500000	41.5464	NA	9145170	
	MAHESH KUMAR KEYAL (HUF)	AAJHM7741M	1	6500000	0	0	6500000	7.0057	6500000	0	6500000	7.0063	0	6.7437	6500000	100.0000	NA	0	
	SURAJ KHANDELWAL	AFCPK8327F	4	2927387	0	0	2927387	3.1551	2927387	0	2927387	3.1554	0	3.0371	0	0.0000	NA	2927387	
	KUSUM LATA KHANDELWAL	AFCPK8326E	3	1265933	0	0	1265933	1.3644	1265933	0	1265933	1.3645	0	1.3134	0	0.0000	NA	1265933	
(b)	NBFCs registered with RBI		3	8113	0	0	8113	0.0087	8113	0	8113	0.0087	0	0.0084	0	0.0000	NA	8113	
(c)	Employee Trusts																		
(d)	Overseas Depositories (holding DRs) (balancing figure)																		

Jai Balaji Industries Ltd.

2

★

Maheshwari Datamatics Pvt. Ltd.

KOLKATA

★

Page 1 of 2





Table III. Statement Showing shareholding pattern of the Public shareholder as on 30/06/2017

	Category & Name of the Shareholders (I)	PAN (II)	Nos. of shareholders (III)	No. of fully paid up equity shares held (IV)	Partly paid-up equity shares held (V)	Nos. of shares underlying Depository Receipts (VI)	Total nos. shares held (VII)=(IV)+(V)+(VI)	Shareholding % calculated as per SCRR, 1957) As a % of (A+B+C2) (VIII)	Number of Voting Rights held in each class of securities (IX)				No of shares Underlying outstanding convertible securities (including Warrants) (X)	Shareholding as a % assuming full conversion of convertible securities (as a percentage of diluted share capital) (XI)=(VII)+(X) As a % of A+B+C2)	Number of Locked in shares (XII)		Number of shares pledged or otherwise encumbered (XIII)		
									No of Voting Rights			Total as a % of Total Voting rights			No. (a)	As a % of total shares held (b)	No. (Not applicable) (a)	As a % of total shares held (Not applicable) (b)	Number of equity shares held in dematerialized form (XIV)
									Class x	Class y	Total								
(e)	Any Other (specify)																		
	Bodies Corporate		245	6661982	700	0	6662682	7.1810	6661982	0	6661982	7.1809	3605000	10.6526	0	0.0000	NA		6662682
	JHUNJHUNWALA GLASS LIMITED	AAACJ7925L	1	1162192	0	0	1162192	1.2526	1162192	0	1162192	1.2527	0	1.2058	0	0.0000	NA		1162192
	CREST LOGISTICS AND ENGINEERS PRIVATE LIMITED	AACCR7266A	1	1003000	0	0	1003000	1.0810	1003000	0	1003000	1.0811	0	1.0406	0	0.0000	NA		1003000
	S M NIRYAT PRIVATE LIMITED	AAJCS7460E	1	974548	0	0	974548	1.0504	974548	0	974548	1.0505	0	1.0111	0	0.0000	NA		974548
	Clearing Member		71	128322	1800	0	130122	0.1402	128322	0	128322	0.1383	0	0.1350	0	0.0000	NA		130122
	Non Resident Individual		91	348018	0	0	348018	0.3751	348018	0	348018	0.3751	0	0.3611	0	0.0000	NA		348018
	Domestic Corporate Unclaimed Shares Account		1	847	0	0	847	0.0009	847	0	847	0.0009	0	0.0009	0	0.0000	NA		847
	Foreign Company		3	6425783	0	0	6425783	6.9257	6425783	0	6425783	6.9263	0	6.6667	0	0.0000	NA		6425783
	CLIENT ROSEHILL LIMITED	AADCC0369A	1	3886734	0	0	3886734	4.1891	3886734	0	3886734	4.1895	0	4.0324	0	0.0000	NA		3886734
	CVCIGP II EMPLOYEE ROSEHILL LIMITED	AADCC0368B	1	2176813	0	0	2176813	2.3462	2176813	0	2176813	2.3464	0	2.2584	0	0.0000	NA		2176813
	Sub Total		9188	33457190	7700	0	33464890	36.0685	33457190	0	33457190	36.0632	3605000	38.4596	6500000	19.4233	NA		26958454
	Total Public Shareholding (B)=(B)(1)+(B)(2)+(B)(3)		9191	36575290	7700	0	36582990	39.4292	36575290	0	36575290	39.4242	3605000	41.6946	6500000	17.7678	NA		30076554
	Details of Unclaimed Shares																		
	The Company has 847 unclaimed shares of 10 shareholders in a Demat Account titled 'Jai Balaji Industries Limited – Unclaimed Shares Demat Suspense Account' opened by the Company in line with the Circular no. SEBI/CFD/DIL/LA/1/2009/24/04 dated 24th April, 2009 issued by the SEBI which could not be credited to shareholder's demat account due to insufficient/ incomplete/ improper details furnished by them. The said shares had arisen out of the allotment made at the time of Initial																		





Table Iv - Statement Showing shareholding pattern of the Non Promoter - Non Public shareholder as on 30/06/2017

	Category & Name of the Shareholders (I)	PAN (II)	No of shareholders (III)	No. of fully paid up equity shares held (IV)	Partly paid-up equity shares held (V)	Nos. of shares underlying Depository Receipts (VI)	Total nos. shares held (VII)=(IV) + (V)+(VI)	Shareholding % calculated as per SCRR, 1957) As a % of (A+B+C2) (VIII)	Number of Voting Rights held in each class of securities (IX)				No of shares Underlying outstanding convertible securities (including Warrants) (X)	Total Shareholding as a % assuming full conversion of convertible securities (as a percentage of diluted share capital) (XI)=(VII)+(X) As a % of A+B+C2)	Number of Locked in shares (XII)		Number of shares pledged or otherwise encumbered (XIII)		Number of equity shares held in dematerialized form (XIV)
									No of Voting Rights			Total as a % of Total Voting rights			No. (a)	As a % of total shares held (b)	No. (Not applicable) (a)	As a % of total shares held (Not applicable) (b)	
									Class x	Class y	Total								
(1)	Custodian / DR Holder																		
(2)	Employee Benefit Trust (under SEBI (Share based Employee Benefit) Regulations, 2014)																		
	Total Non Promoter - Non Public Shareholding (C)=(C)(1)+(C)(2)		0	0	0	0	0	0.0000	0	0	0	0.0000	0	0.0000	0	0.0000	NA	NA	

