

Format of holding of specified securities

1. Name of Listed Entity: JAI BALAJI INDUSTRIES LTD. (CIN:L27102WB1999PLC089755)
2. Scrip Code/Name of Scrip:BSE: 532976 NSE: JAIBALAJI,CSE:10020253 Class of Security Equity
3. Share Holding Pattern Filed under : 31(1)(b) for the Quarter ended 31st December,2015

4 **Declaration** : The Listed entity is required to submit the following declaration to the extent of submission of information:-

	Particulars	Yes*	No*
1	Whether the Listed Entity has issued any partly paid up shares?	Yes	
2	Whether the Listed Entity has issued any Convertible Securities or Warrants?		No
3	Whether the Listed Entity has any shares against which depository receipts are issued?		No
4	Whether the Listed Entity has any shares in Locked-in?		No
5	Whether any shares held by promoters are pledge or otherwise encumbered?	Yes	

* If the Listed Entity selects the option 'No' for the questions above, the column for the partly paid up shares, Outstanding Convertible Securities/Warrants, depository receipts, locked-in shares, No of shares pledged or otherwise encumbered by promoters, as applicable, shall not be displayed at the time of dissemination on the Stock Exchange website. Also wherever there is 'No' declared by Listed Entity in above table the values will be considered as 'Zero' by default on submission of the format of holding of specified securities.

5. The tabular format for disclosure of holding of specified securities is as follows:-




Table I - Summary Statement holding of specified securities as on 31/12/2015

Category (I)	Category of shareholder (II)	Nos. of shareholders (III)	No. of fully paid up equity shares held (IV)	No. of Partly paid-up equity shares held (V)	No. of shares underlying Depository Receipts (VI)	Total nos. shares held (VII)=(IV)+(V)+(VI)	Shareholding as a % of total no. of shares (calculated as per SCRR, 1957) (VIII) As a % of (A+B+C2)	Number of Voting Rights held in each class of securities (IX)				No of shares Underlying outstanding convertible securities (including Warrants) (X)	Shareholding as a % assuming full conversion of convertible securities (as a percentage of diluted share capital) (XI)=(VII)+(X) As a % of (A+B+C2)	Number of Locked in shares (XII)		Number of shares pledged or otherwise encumbered (XIII.)		Number of equity shares held in dematerialized form (XIV)
								No of Voting Rights			Total as a % of (A+B+C)			No. (a)	As a % of total shares held (b)	No. (a)	As a % of total shares held (b)	
								Class eg:x	Class eg:y	Total								
(A)	Promoter & Promoter group	15	43263195	0	0	43263195	58.6369	43263195	0	43263195	58.6369	0	0	0.0000	30782233	7.1511	43263195	
(B)	Public	9713	30510591	7700	0	30518291	41.3631	30518291	0	30518291	41.3631	0	0	0.0000	NA		30512055	
(C)	Non Promoter - Non Public														NA			
(C1)	Shares underlying DRs						NA								NA			
(C2)	Shares held by Employee Trusts														NA			
	Total	9728	73773786	7700	0	73781486	100.0000	73781486	0	73781486	100.0000	0	0		30782233		73775250	




Table II - Statement Showing shareholding pattern of the Promoter and Promoter Group as on 31/12/2015

(1)	Category & Name of the Shareholders (I)	PAN	(II)	Nos. of shareholders (III)	No. of fully paid up equity shares held (IV)	Partly paid-up equity shares held (V)	Nos. of shares underlying Depository Receipts (VI)	Total nos. shares held (VII)=(IV)+(V)+(VI)	Number of Voting Rights held in each class of securities (IX)			Shareholding as a % assuming full conversion of convertible securities (as a percentage of diluted share capital) (XI)=(VII)+(X) As a % of A+B+C2	Number of Locked in shares (XII)		Number of shares pledged or otherwise encumbered (XIII)		Number of equity shares held in dematerialized form (XIV)	
									No of Voting Rights		Total as a % of Total Voting rights		No of shares Underlying convertible securities (including Warrants) (X)	No. (a)	As a % of total shares held (b)	No. (a)		As a % of total shares held (b)
									Class x	Class y								
(a)	Indian Individuals/Hindu undivided Family			11	9972472	0	0	9972472	13.5162	9972472	0	9972472	13.5162	0	0.0000	7588000	76.0895	9972472
	ADITYA JAJODIA	ACYPJ5228P		1	3674576	0	0	3674576	4.9803	3674576	0	3674576	4.9803	0	0.0000	3075000	83.6831	3674576
	SANJIV JAJODIA	ACHPJ8297P		1	2649433	0	0	2649433	3.5909	2649433	0	2649433	3.5909	0	0.0000	2640000	99.6440	2649433
	RAJIV JAJODIA	ACHPJ8296N		1	1568333	0	0	1568333	2.1256	1568333	0	1568333	2.1256	0	0.0000	1550000	98.8311	1568333
	AASHISH JAJODIA	ACTPJ8242L		1	794366	0	0	794366	1.0766	794366	0	794366	1.0766	0	0.0000	3230000	40.6614	794366
	SANGEETA JAJODIA	AEIPJ5651A		1	293333	0	0	293333	0.3976	293333	0	293333	0.3976	0	0.0000	0	0.0000	293333
	DEVENDRA PRASAD JAJODIA	ACLPJ0337L		1	260000	0	0	260000	0.3524	260000	0	260000	0.3524	0	0.0000	0	0.0000	260000
	SEEMA JAJODIA	ACOPJ2570J		1	218833	0	0	218833	0.2966	218833	0	218833	0.2966	0	0.0000	0	0.0000	218833
	RINA JAJODIA	ADKPJ8433B		1	163666	0	0	163666	0.2218	163666	0	163666	0.2218	0	0.0000	0	0.0000	163666
	KANCHAN JAJODIA	ACEPJ0793M		1	134383	0	0	134383	0.1821	134383	0	134383	0.1821	0	0.0000	0	0.0000	134383
	GAURAV JAJODIA	AEFPJ9866G		1	119666	0	0	119666	0.1622	119666	0	119666	0.1622	0	0.0000	0	0.0000	119666
	SHASHI DEVI JAJODIA	AEIPJ5650B		1	95883	0	0	95883	0.1300	95883	0	95883	0.1300	0	0.0000	0	0.0000	95883
(b)	Central Government/State Government(s)																	
(c)	Financial Institutions/Banks																	
(d)	Any Other (specify)																	
	Bodies Corporate			4	33290723	0	0	33290723	45.1207	33290723	0	33290723	45.1207	0	0.0000	23194233	69.6718	33290723
	Jai Salasar Balaji Industries Private Limited	AAACJ6970D		1	12615157	0	0	12615157	17.0980	12615157	0	12615157	17.0980	0	0.0000	2519000	19.9680	12615157
	Enfield Suppliers Limited	AAACE5617N		1	11221233	0	0	11221233	15.2087	11221233	0	11221233	15.2087	0	0.0000	11221233	100.0000	11221233
	Hari Management Limited	AABCH3030R		1	7044000	0	0	7044000	9.5471	7044000	0	7044000	9.5471	0	0.0000	7044000	100.0000	7044000
	K.D. Jajodia Steel Industries Private Limited	AABCK3919N		1	2410333	0	0	2410333	3.2669	2410333	0	2410333	3.2669	0	0.0000	2410000	99.9862	2410333
	Sub Total			15	43263195	0	0	43263195	58.6369	43263195	0	43263195	58.6369	0	0.0000	30782233	71.1511	43263195
(2)	Foreign Individuals (Non-Resident Individuals/Foreign Individuals)																	
(b)	Government																	
(c)	Institutions																	
(d)	Foreign Portfolio Investor																	
(e)	Any Other (specify)																	
	Sub Total			0	0	0	0	0	0.0000	0	0	0	0.0000	0	0.0000	0	0.0000	0
	Total Shareholding of Promoter and Promoter Group (A)=(A1)+(A2)			15	43263195	0	0	43263195	58.6369	43263195	0	43263195	58.6369	0	0.0000	30782233	71.1511	43263195




Table III - Statement Showing shareholding pattern of the Public shareholder as on 31/12/2015

Category & Name of the Shareholders (I)	PAN (II)	Nos. of shareholders (III)	No. of fully paid up equity shares held (IV)	Partly paid up equity shares held (V)	Nos. of shares underlying Depository Receipts (VI)	Total nos. shares held (VII)=(IV)+(V)+(VI)	Shareholding % calculated as per SCRR, 1957) As a % of (A+B+C2) (VIII)	Number of Voting Rights held in each class of securities (IX)			Shareholding as a % assuming full conversion of convertible securities (as a percentage of diluted share capital) (XI)=(VII)+(X) As a % of A+B+C2	Number of Locked in shares (XII)		Number of shares pledged or otherwise encumbered (XIII)		Number of equity shares held in dematerialized form (XIV)	
								No of Voting Rights	Class x	Class y		Total	No. (a)	As a % of total shares held (b)	No. (a)		As a % of total shares held (b)
(1) Institutions																	
(a) Mutual Funds / UTI																	
(b) Venture Capital Funds																	
(c) Alternate Investment Funds																	
(d) Foreign Venture Capital Investors																	
(e) Foreign Portfolio Investors																	
(f) Financial Institutions / Banks																	
(g) Insurance Companies																	
(h) Provident Funds / Pension Funds																	
(i) Any Other (specify)																	
Foreign Institutional Investors		3	3118100	0	0	3118100	4.2261	3118100	0	3118100	4.2261	0	4.2261	0	0.0000	NA	3118100
GMO EMERGING MARKETS FUND	AAATG3065D	1	2987560	0	0	2987560	4.0492	2987560	0	2987560	4.0492	0	4.0492	0	0.0000	NA	2987560
Sub Total		3	3118100	0	0	3118100	4.2261	3118100	0	3118100	4.2261	0	4.2261	0	0.0000	NA	3118100
(2) Central Government / State Government(s) / President of India																	
(3) Non-Institutions																	
(a) Individuals-																	
i Individual shareholders holding nominal share capital upto Rs 2 lakhs		9173	4361581	5200	0	4366781	5.9185	4366781	0	4366781	5.9185	0	5.9185	0	0.0000	NA	4360545
ii Individual shareholders holding nominal share capital in excess of Rs 2 lakhs		59	7903433	0	0	7903433	10.7119	7903433	0	7903433	10.7119	0	10.7119	0	0.0000	NA	7903433
SURAJ KHANDELWAL	AFCPK8327F	5	2817387	0	0	2817387	3.8186	2817387	0	2817387	3.8186	0	3.8186	0	0.0000	NA	2817387
KUSUM LATA KHANDELWAL	AFCPK8328E	3	1167433	0	0	1167433	1.5823	1167433	0	1167433	1.5823	0	1.5823	0	0.0000	NA	1167433
RAMNATH JHUNJHUNWALA	ACSPJ6190J	1	750000	0	0	750000	1.0165	750000	0	750000	1.0165	0	1.0165	0	0.0000	NA	750000
(b) NBFCs registered with RBI		3	3663	0	0	3663	0.0050	3663	0	3663	0.0050	0	0.0050	0	0.0000	NA	3663
(c) Employee Trusts																	
(d) Overseas Depositories (holding DRs) (balancing figure)																	




Table III - Statement Showing shareholding pattern of the Public shareholder as on 31/12/2015

Category & Name of the Shareholders (I)	PAN (II)	Nos. of shareholders (III)	No. of fully paid up equity shares held (IV)	Partly paid-up equity shares held (V)	Nos. of shares underlying Depository Receipts (VI)	Total nos. shares held (VII)=(IV)+(V)+(VI)	Shareholding % calculated as per SCRR, 1957) As a % of (A+B+C2) (VIII)	Number of Voting Rights held in each class of securities (IX) No of Voting Rights			Shareholding as a % assuming full conversion of convertible securities (as a percentage of diluted share capital) (XI)=(VII)+(X) As a % of A+B+C2)	Number of Locked in shares (XII)		Number of shares pledged or otherwise encumbered (XIII)			
								Class x	Class y	Total		No. (a)	As a % of total shares held (b)	No. (a)	As a % of total shares held (b)	Number of equity shares held in dematerialized form (XIV)	
(e) Any Other (specify)																	
Bodies Corporate		288	6900485	700	0	6901185	9.3535	6901185	0	6901185	9.3535	0	9.3535	0	0.0000	NA	6901185
JHUNJHUNWALA GLASS LIMITED	AAACJ7925L	1	1265192	0	0	1265192	1.7148	1265192	0	1265192	1.7148	0	1.7148	0	0.0000	NA	1265192
CREST LOGISTICS AND ENGINEERS PRIVATE LIMITED	AACCR7266A	1	1105000	0	0	1105000	1.4977	1105000	0	1105000	1.4977	0	1.4977	0	0.0000	NA	1105000
A E Securities & Investments Pvt Ltd	AADCA3237F	1	800000	0	0	800000	1.0843	800000	0	800000	1.0843	0	1.0843	0	0.0000	NA	800000
Clearing Member		68	294118	1800	0	295918	0.4011	295918	0	295918	0.4011	0	0.4011	0	0.0000	NA	295918
Non Resident Individual		116	478428	0	0	478428	0.6484	478428	0	478428	0.6484	0	0.6484	0	0.0000	NA	478428
Foreign Company		3	7450783	0	0	7450783	10.0984	7450783	0	7450783	10.0984	0	10.0984	0	0.0000	NA	7450783
CLIENT ROSEHILL LIMITED	AADCC0369A	1	3886734	0	0	3886734	5.2679	3886734	0	3886734	5.2679	0	5.2679	0	0.0000	NA	3886734
CVCIGP II EMPLOYEE ROSEHILL LIMITED	AADCC0368B	1	2176813	0	0	2176813	2.9504	2176813	0	2176813	2.9504	0	2.9504	0	0.0000	NA	2176813
HUDSON EQUITY HOLDINGS LIMITED	AABCH7819N	1	1387236	0	0	1387236	1.8802	1387236	0	1387236	1.8802	0	1.8802	0	0.0000	NA	1387236
Sub Total		9710	27392491	7700	0	27400191	37.1369	27400191	0	27400191	37.1369	0	37.1369	0	0.0000	NA	27393955
Total Public Shareholding (B)=(B)(1)+(B)(2)+(B)(3)		9713	30510591	7700	0	30518291	41.3631	30518291	0	30518291	41.3631	0	41.3631	0	0.0000	NA	30512055

DETAILS OF UNCLAIMED SHARES

The Company has 647 unclaimed shares of 10 shareholders in a Demat Account titled 'Jai Balaji Industries Limited-Unclaimed Shares Demat Suspense Account' opened by the Company in line with the Circular no. SEBI/CFD/DIL/LA/1/2009/24/04 dated 24th April, 2009 issued by the SEBI which could not be credited to shareholder's demat account due to insufficient/incomplete/improper details furnished by them. The said shares had arisen out of the allotment made at the time of Initial Public Issue of erstwhile M/s. Shri Ramrupai Balaji Steels Limited (since amalgamated with the Company).




Table IV - Statement Showing shareholding pattern of the Non Promoter - Non Public shareholder as on 31/12/2015

Category & Name of the Shareholders (I)	PAN (II)	No of shareholders (III)	No. of fully paid up equity shares held (IV)	Partly paid-up equity shares held (V)	Nos. of shares underlying Depository Receipts (VI)	Total nos. shares held (VII)=(IV)+(V)+(VI)	Shareholding % calculated as per SCRR, 1957) As a % of (VIII) (A+B+C2)	Number of Voting Rights held in each class of securities (IX)			Total as a % of Total Voting rights (X)	Total Shareholding as a % assuming full conversion of convertible securities (as a percentage of diluted share capital) (XI)=(VII)+(X) As a % of A+B+C2)	Number of Locked in shares (XII)		Number of shares pledged or otherwise encumbered (XIII)			
								Class x	Class y	Total			No. (a)	held (b)	As a % of total shares (a)	As a % of total equity shares held (Not applicable) (b) (XIV)		
																	Number of	
(1) Custodian / DR Holder																		
(2) Employee Benefit Trust (under SEBI (Share based Employee Benefit) Regulations, 2014)																		
Total Non Promoter - Non Public Shareholding (C)=(C)(1)+(C)(2)		0	0	0	0	0	0.0000	0	0	0	0.0000	0	0.0000	0	0.0000	NA	NA	0

