



Format of holding of specified securities

1. Name of Listed Entity: CHANDI STEEL INDUSTRIES LTD.
2. Scrip Code: 10013341 Class of Security: Equity
3. Share Holding Pattern Filed under : Reg. 31(1)(b) for the Quarter ended 31st December, 2015

4. **Declaration** : The Listed entity is required to submit the following declaration to the extent of submission of information:-

	Particulars	Yes*	No*
1	Whether the Listed Entity has issued any partly paid up shares?	Yes	
2	Whether the Listed Entity has issued any Convertible Securities or Warrants?		No
3	Whether the Listed Entity has any shares against which depository receipts are issued?		No
4	Whether the Listed Entity has any shares in Locked-in?		No
5	Whether any shares held by promoters are pledge or otherwise encumbered?		No


* If the Listed Entity selects the option 'No' for the questions above, the column for the partly paid up shares, Outstanding Convertible Securities/Warrants, depository receipts, locked-in shares, No of shares pledged or otherwise encumbered by promoters, as applicable, shall not be displayed at the time of dissemination on the Stock Exchange website. Also wherever there is 'No' declared by Listed Entity in above table the values will be considered as 'Zero' by default on submission of the format of holding of specified securities.



CHANDI STEEL INDUSTRIES LIMITED

Table I - Summary Statement holding of specified securities as on 31/12/2015

Category (I)	Category of shareholder (II)	Nos. of shareholders (III)	No. of fully paid up equity shares held (IV)	No. of Partly paid-up equity shares held (V)	No. of shares underlying Depository Receipts (VI)	Total nos. shares held (VII)=(IV)+(V)+(VI)	Shareholding as a % of total no. of shares (calculated as per SCRR, 1957) (VIII) As a % of (A+B+C2)	Number of Voting Rights held in each class of securities (IX)				No of shares Underlying outstanding convertible securities (including Warrants) (X)	Shareholding as a % assuming full conversion of convertible securities (as a percentage of diluted share capital) (XI)=(VII)+(X) As a % of (A+B+C2)	Number of Locked in shares (XII)		Number of shares pledged or otherwise encumbered (XIII)		Number of equity shares held in dematerialized form (XIV)
								No of Voting Rights			Total as a % of (A+B+C)			No. (a)	As a % of total shares held (b)	No. (a)	As a % of total shares held (b)	
								Class eg:x	Class eg:y	Total								
(A)	Promoter & Promoter group	11	5040698	0	0	5040698	47.8245	5040698	0	5040698	47.8245	0	0	0.0000	0	0.0000	5040698	
(B)	Public	653	5494302	5000	0	5499302	52.1755	5499302	0	5499302	52.1755	0	0	0.0000	NA		5291102	
(C)	Non Promoter - Non Public														NA			
(C1)	Shares underlying DRs						NA								NA			
(C2)	Shares held by Employee Trusts														NA			
	Tctal	664	10535000	5000	0	10540000	100.0000	10540000	0	10540000	100.0000	0	0	0.0000			10331800	



CHANDI STEEL INDUSTRIES LIMITED

Table I - Statement Showing shareholding pattern of the Promoter and Promoter Group as on 31/12/2015

(1)	Category & Name of the Shareholders (I)	PAN (II)	Nos. of shareholders (III)	No. of fully paid up equity shares held (IV)	Partly paid-up equity shares held (V)	Nos. of shares underlying Depository Receipts (VI)	Total nos. shares held (VII)=(IV)+(V)+(VI)	Number of Voting Rights held in each class of securities (IX)			Shareholding as a % assuming full conversion of convertible securities (as a percentage of diluted share capital) (XI)=(VII)+(X) As a % of A+B+C2	Number of Locked in shares (XII)		Number of shares pledged or otherwise encumbered (XIII)		Number of equity shares held in dematerialized form (XIV)	
								No of Voting Rights				Total as a % of Total Voting rights (X)	As a % of total shares held (b)	No (a)	As a % of total shares held (b)		No (a)
								Class x	Class y	Total							
(a)	Individuals/Hindu undivided Family		9	5039998	0	0	5039998	47.8178	5039998	0	5039998	47.8178	0	0.0000	0	0.0000	5039998
	SANJIV JAJODIA	ACHPJ8297P	1	1447498	0	0	1447498	13.7334	1447498	0	1447498	13.7334	0	0.0000	0	0.0000	1447498
	GAURAV JAJODIA	AÉFPJ9866G	1	600000	0	0	600000	5.6926	600000	0	600000	5.6926	0	0.0000	0	0.0000	600000
	SANGEETA JAJODIA	AEIPJ5651A	1	600000	0	0	600000	5.6926	600000	0	600000	5.6926	0	0.0000	0	0.0000	600000
	AASHISH JAJODIA	ACTPJ8242L	1	556500	0	0	556500	5.2799	556500	0	556500	5.2799	0	0.0000	0	0.0000	556500
	KANCHAN JAJODIA	ACEPJ0793M	1	511500	0	0	511500	4.8529	511500	0	511500	4.8529	0	0.0000	0	0.0000	511500
	ADITYA JAJODIA	ACYPJ5228P	1	454500	0	0	454500	4.3121	454500	0	454500	4.3121	0	0.0000	0	0.0000	454500
	RAJIV JAJODIA	ACHPJ8296N	1	423000	0	0	423000	4.0133	423000	0	423000	4.0133	0	0.0000	0	0.0000	423000
	DEVENDRA PRASAD JAJODIA	ACLPJ0337L	1	300000	0	0	300000	2.8463	300000	0	300000	2.8463	0	0.0000	0	0.0000	300000
	S-HASHI JAJODIA	AEIPJ5650B	1	147000	0	0	147000	1.3947	147000	0	147000	1.3947	0	0.0000	0	0.0000	147000
(b)	Central Government/State Government(s)																
(c)	Financial Institutions/Banks																
(d)	Any Other (specify)																
	Bodies Corporate		2	700	0	0	700	0.0066	700	0	700	0.0066	0	0.0000	0	0.0000	700
	S-HRI SANKATMOCHAN STEEL PRIVATE LIMITED	AAQCS2154J	1	400	0	0	400	0.0038	400	0	400	0.0038	0	0.0000	0	0.0000	400
	S-HRI KESHVINANDAN TRADE PRIVATE LIMITED	AAQCS2141F	1	300	0	0	300	0.0028	300	0	300	0.0028	0	0.0000	0	0.0000	300
	Sub Total		11	5040698	0	0	5040698	47.8245	5040698	0	5040698	47.8245	0	0.0000	0	0.0000	5040698
(2)	Foreign Individuals (Non-Resident Individuals/Foreign Individuals)																
(a)	Government																
(b)	Institutions																
(c)	Foreign Portfolio Investor																
(d)	Any Other (specify)																
	Sub Total		0	0	0	0	0	0.0000	0	0	0	0.0000	0	0.0000	0	0.0000	0
	Total Shareholding of Promoter and Promoter Group (A)=(A)(1)+(A)(2)		11	5040698	0	0	5040698	47.8245	5040698	0	5040698	47.8245	0	0.0000	0	0.0000	5040698






Table III - Statement Showing shareholding pattern of the Public shareholder as on 31/12/2015


Category & Name of the Shareholders (I)	PAN (II)	Shareholding						Number of Voting Rights held in each class of securities (IX)			Shareholding as a % assuming full conversion of securities (as a percentage of diluted share capital) (XI)=(VII)+(X) As a % of A+B+C2	Number of Locked in shares (XII)		Number of shares pledged or otherwise encumbered (XIII)			
		Nos. of shareholders (III)	No. of fully paid up equity shares held (IV)	Partly paid-up equity shares held (V)	Nos. of shares underlying Depository Receipts (VI)	Total nos. shares held (VII)=(IV)+(V)+(VI)	Shareholding % calculated as per SCRR, 1957) As a % of (A+B+C2) (VIII)	No of Voting Rights		Total as a % of Total Voting rights (X)		No. (a)	As a % of total shares held (b)	No. (a)	As a % of total equity shares held in dematerialized form (b) (XIV)		
								Class x	Class y							Total	
(1) Institutions																	
(a) Mutual Funds / UTI																	
(b) Venture Capital Funds																	
(c) Alternate Investment Funds																	
(d) Foreign Venture Capital Investors																	
(e) Foreign Portfolio Investors																	
(f) Financial Institutions / Banks																	
(g) Insurance Companies																	
(h) Provident Funds / Pension Funds																	
(i) Any Other (specify)																	
Sub Total		0	0	0	0	0	0.0000	0	0	0	0.0000	0	0.0000	0	0.0000	NA	0
(2) Central Government / State Government(s) / President of India																	
(3) Non-Institutions																	
(a) Individuals-																	
i. Individual shareholders holding nominal share capital upto Rs.2 lakhs		633	213502	5000	0	218502	2.0731	218502	0	218502	2.0731	0	2.0731	0	0.0000	NA	68602
ii. Individual shareholders holding nominal share capital in excess of Rs 2 lakhs		2	48400	0	0	48400	0.4592	48400	0	48400	0.4592	0	0.4592	0	0.0000	NA	48400
(b) NBFCs registered with RBI																	
(c) Employee Trusts																	
(d) Overseas Depositories (holding DRs) (balancing figure)																	
(e) Any Other (specify)																	
Bodies Corporate		18	5232400	0	0	5232400	49.6433	5232400	0	5232400	49.6433	0	49.6433	0	0.0000	NA	5174100
BHAVSAGAR VYAPAAR PRIVATE LIMITED	AABCB4082D	1	507300	0	0	507300	4.8131	507300	0	507300	4.8131	0	4.8131	0	0.0000	NA	507300
UMANG WEBTECH PRIVATE LIMITED	AAACU9656P	1	502700	0	0	502700	4.7694	502700	0	502700	4.7694	0	4.7694	0	0.0000	NA	502700



CHANDI STEEL INDUSTRIES LIMITED

Table III - Statement Showing shareholding pattern of the Public shareholder as on 31/12/2015

Category & Name of the Shareholders (I)	PAN (II)	Nos. of shareholders (III)	No. of fully paid up equity shares held (IV)	Partly paid up equity shares held (V)	Nos. of shares underlying Depository Receipts (VI)	Total nos. shares held (VII)=(IV)+(V)+(VI)	Shareholding % calculated as per SCRR, 1957) As a % of (A+B+C2) (VIII)	Number of Voting Rights held in each class of securities (IX) No of Voting Rights			Shareholding as a % assuming full conversion of convertible securities (as a percentage of diluted share capital) (XI)=(VII)+(X) As a % of A+B+C2)	Number of Locked in shares (XII)		Number of shares pledged or otherwise encumbered (XIII)		
								Class x	Class y	Total		Total as a % of Total Voting rights	No. of shares Underlying outstanding convertible securities (including Warrants) (X)	As a % of total shares held (b)	No. (Not applic (a)	As a % of total equity shares held in dematerialized form (b) (XIV)
NAYAN IMPEX PRIVATE LIMITED	AACCN7023K	1	500000	0	0	500000	4.7438	500000	0	500000	4.7438	0	0.0000	NA	500000	
DARSHAN BARTER PRIVATE LIMITED	AABCD1562G	1	482500	0	0	482500	4.5778	482500	0	482500	4.5778	0	0.0000	NA	482500	
HORA VANIJYA PRIVATE LIMITED	AACCH3928D	1	475000	0	0	475000	4.5066	475000	0	475000	4.5066	0	0.0000	NA	475000	
KANAD EXIM LTD.	AABCK4391E	1	450000	0	0	450000	4.2694	450000	0	450000	4.2694	0	0.0000	NA	450000	
INDUS LIFE ADVISORY & BROKING PRIVATE LIMITED	AABCI4900M	1	429800	0	0	429800	4.0778	429800	0	429800	4.0778	0	0.0000	NA	429800	
MARUTI STOCKFIN PVT. LTD	AABCM9178K	1	369000	0	0	369000	3.5009	369000	0	369000	3.5009	0	0.0000	NA	369000	
VATSALYA DEALERS PVT. LTD	AAACV9894J	1	350700	0	0	350700	3.3273	350700	0	350700	3.3273	0	0.0000	NA	350700	
HARSH SECURITIES PVT LTD	AAACH6323G	1	350000	0	0	350000	3.3207	350000	0	350000	3.3207	0	0.0000	NA	350000	
GEMINI GOODS AND DEALERS PVT LTD	AAACG9311R	1	345200	0	0	345200	3.2751	345200	0	345200	3.2751	0	0.0000	NA	345200	
MANDHANA COMMOTRADE PVT. LTD.	AAGCM5061Q	1	150000	0	0	150000	1.4231	150000	0	150000	1.4231	0	0.0000	NA	150000	
VENKATESH SHELTER PVT. LTD.	AAACV9621P	1	140000	0	0	140000	1.3283	140000	0	140000	1.3283	0	0.0000	NA	140000	
Sub Total		653	5494302	5000	0	5499302	52.1755	5499302	0	5499302	52.1755	0	0.0000	NA	5291102	
Total Public Shareholding (B)=(B)(1)+(B)(2)+(B)(3)		653	5494302	5000	0	5499302	52.1755	5499302	0	5499302	52.1755	0	0.0000	NA	5291102	



CHANDI STEEL INDUSTRIES LIMITED

Table IV - Statement Showing shareholding pattern of the Non Promoter - Non Public shareholder as on 31/12/2015

Category & Name of the Shareholders (I)	PAN (II)	No of shareholders (III)	No. of fully paid up equity shares held (IV)	Partly paid-up equity shares held (V)	Nos. of shares underlying Depository Receipts (VI)	Total nos. shares held (VII)=(IV)+(V)+(VI)	Shareholding % calculate d as per SCRR, 1957) As a % of (A+B+C2) (VIII)	Number of Voting Rights held in each class of securities (IX)			Total as a % of Total Voting rights (X)	No of shares Underlying convertible securities (including Warrants) (XI)=(VII)+(X)	Total Shareholding as a % assuming full conversion of securities (as a percentage of diluted share capital) As a % of A+B+C2 (XII)=(VII)+(X)	Number of Locked in shares (XIII)		Number of shares pledged or otherwise encumbered (XIV)		
								Class x	Class y	Total				No. (a)	held (b)	(a)	(b)	
(1) Custodian / DR Holder																		
(2) Employee Benefit Trust (under SEBI (Share based Employee Benefit) Regulations, 2014)																		
Total Non Promoter - Non Public Shareholding (C)=(C)(1)+(C)(2)		0	0	0	0	0	0.0000	0	0	0	0.0000	0	0.0000	0	0.0000	NA	NA	0

